



Anastasia Beverly Hills

#1 in Brows in the U.S. 🏆 #ABHBROWS ✨ NEW NUDES SHOP NOW



● 19.2M  
Followers

● 257  
Total Posts

● 8.2K  
Average Likes

● 0.04%  
Avg. Engagement Percentage

● 8.3K  
Average Engagement

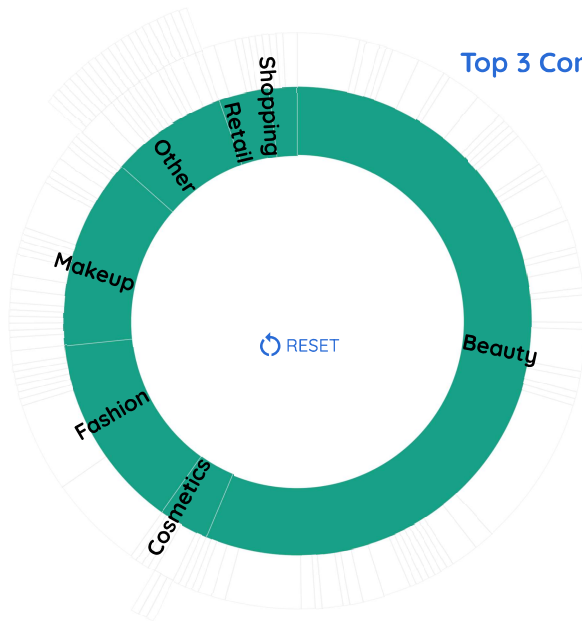
● 81  
Average Comments

## Content Analysis

This represents the broad content categories the account talks about.

### Content Distribution Pattern

This represents the broad content categories the account talks about. Click on any category to check details



#### Top 3 Content Themes

##### Beauty

Posts: 146 % of Total: 56.37%

Engagement: 1.2M % of Total: 53.64%

##### Fashion

Posts: 35 % of Total: 13.51%

Engagement: 355.0K % of Total: 16.51%

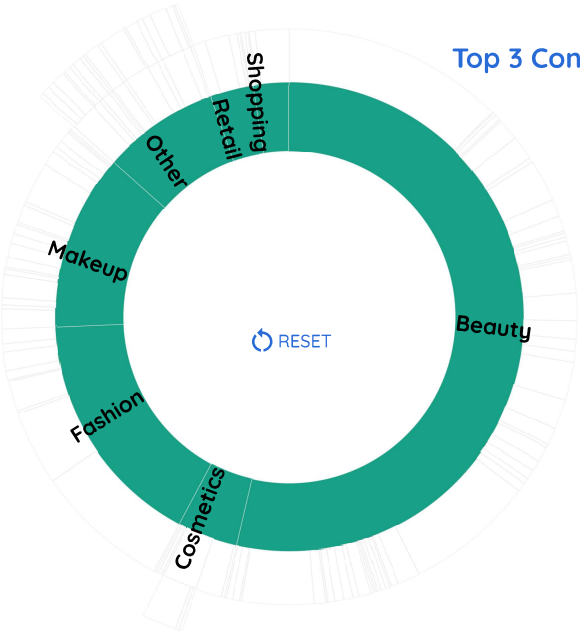
##### Makeup

Posts: 34 % of Total: 13.13%

Engagement: 262.0K % of Total: 12.19%

# Content Distribution Pattern (Engagement)

This represents the Content Categories arranged by the engagement they recieve.



Top 3 Content Themes

## Beauty

Posts: 146      % of Total: 53.64%  
Engagement:1.2M    % of Total: 56.37%

## Fashion

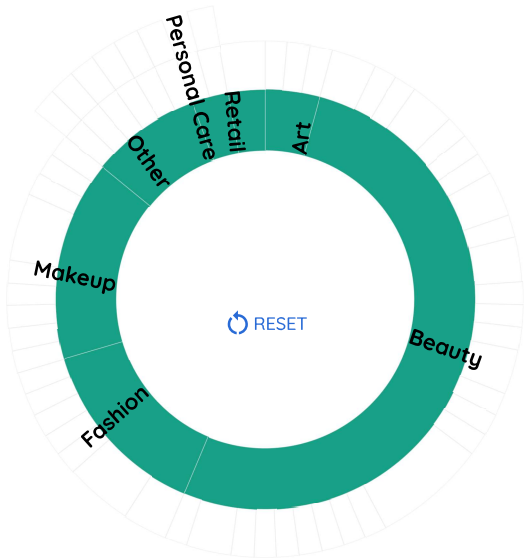
Posts: 35      % of Total: 16.51%  
Engagement:355.0K    % of Total: 13.51%

## Makeup

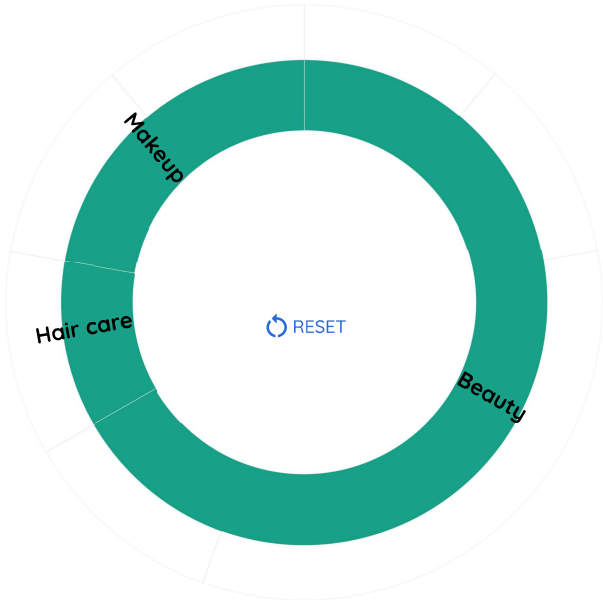
Posts: 34      % of Total: 12.19%  
Engagement:262.0K    % of Total: 13.13%

# Content Distribution Pattern (Post Type)

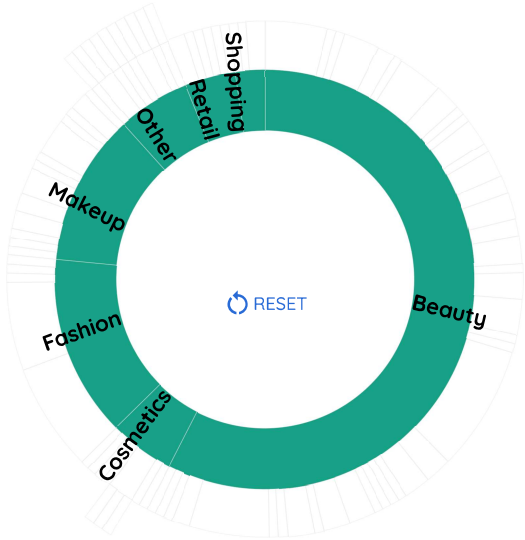
This represents the Content Categories separated according to the type of post.



Single Post



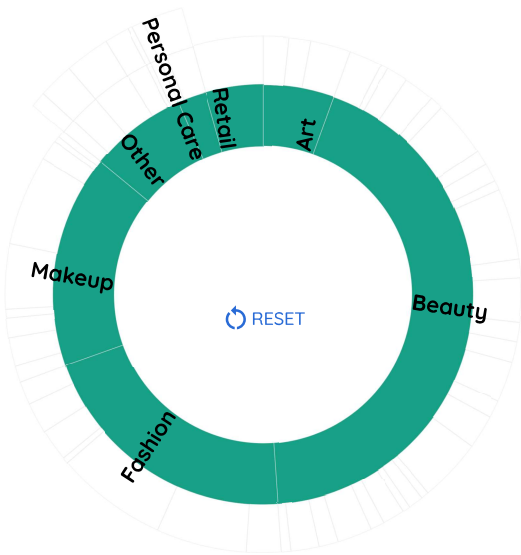
Carousel




Video

# Content Distribution Pattern (Post Type - Engagement)

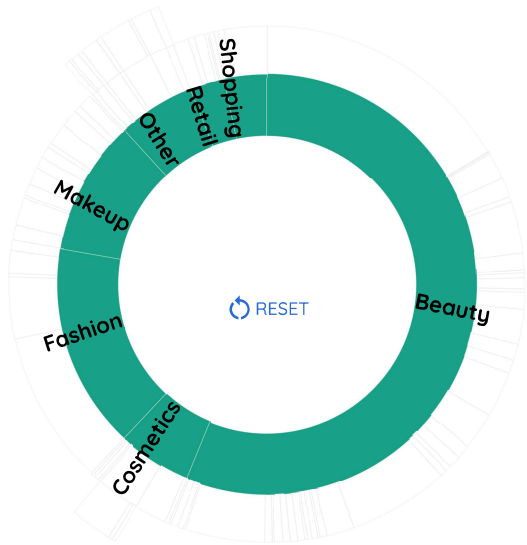
This represents the Content Categories separated according to the type of post and arranged by the engagement they receive.



Single Post



Carousel













































Video

# Content Themes

See the different Content themes this account talks about. You can also check the engagement scored by each category.

## Content Themes

This shows the account's different Content themes. You can sort by the various parameters and also see the detailed view.

Theme Labels	Engagement % $\downarrow$	Average Eng.	Share of Voice	Total Posts	Representative Images						
<div>Lipstick</div> <div>Beauty</div> <div>Accessories</div>	0.05 % (0.02)	9.0K	77.4%	199							
<div>Nail</div> <div>Makeup</div> <div>Cosmetics</div>	0.04 % (0.01)	8.0K	2.3%	6							
<div>Lipstick</div> <div>Accessories</div> <div>Personal Care</div>	0.03 % (0)	5.6K	9.7%	25							
<div>Lipstick</div> <div>Eyebrow</div> <div>Beauty</div>	0.03 % (0)	6.4K	6.2%	16							
<div>Accessories</div> <div>Lipstick</div> <div>Beauty</div>	0.02 % (-0.01)	4.7K	2.7%	7							
<div>Skincare</div> <div>Oil</div> <div>Gift</div>	0.02 % (-0.01)	4.4K	1.6%	4							

# Hashtags Analysis

Show the most used hashtag sets, hashtags, and their performance.

## Hashtag Sets

This shows the AI-identified most used hashtag sets of the selected account.

#anastasiabeverlyhills

#abhlips

#abhbrows

#rosemetals

#cyberweek




## Top 5 Hashtags








5 most used hashtags of this account









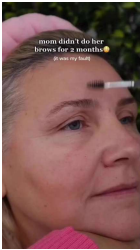



Rank	Hashtag	Usage (%)
1	#AnastasiaBeverlyHills	97%
2	#ABHLips	30%
3	#ABHBrows	22%
4	#RoseMetals	12%
5	#CyberWeek	6%

## Hashtag Details


























This shows all hashtags with their posts





















Hashtag	Post Count ↑	Engagement %	Avg. Post Likes	Avg. Post Comments	Recent Posts
#HappySinglesDay,	1	0.03 %	6.5K	33	
#TextureTuesday	1	0.02 %	4.7K	50	
#Oddlysatisfying	1	0.09 %	17.4K	142	

Hashtag	Post Count ↑	Engagement %	Avg. Post Likes	Avg. Post Comments	Recent Posts
#RoseMetals!	1	0.18 %	33.6K	187	
#24658:	1	0.02 %	4.7K	49	
#HappySinglesDay	1	0.03 %	4.8K	20	
#CyberWeek!	1	0.02 %	2.9K	28	
#AnastasiaBeverlyHills	1	0.02 %	4.2K	25	
#Anastasiabeverlyhills	1	0.09 %	17.3K	131	
#AnastasiaBeverlyHil	1	0.02 %	3.3K	41	

Hashtag	Post Count ↑	Engagement %	Avg. Post Likes	Avg. Post Comments	Recent Posts			
#ABHMagic	1	0.01 %	1.2K	31				
#goals	1	0.06 %	11.2K	108				
#SinglesDay	2	0.04 %	7.5K	39	<div></div> <div></div>			
#CyberMonday	2	0.40 %	76.1K	728	<div></div> <div></div>			
#ABHFace	2	0.02 %	3.8K	56	<div></div> <div></div>			
#BrowGenius	4	0.01 %	2.3K	20	<div></div> <div></div> <div></div> <div></div>			



Hashtag	Post Count ↑	Engagement %	Avg. Post Likes	Avg. Post Comments	Recent Posts				
#Nouveau	4	0.01 %	2.8K	38					
#BrowFreeze	5	0.03 %	6.3K	82					
#BlackFriday	9	0.04 %	7.1K	53					
#ABHMagicTouch	13	0.05 %	8.9K	67					
#CyberWeek	16	0.12 %	22.0K	156					

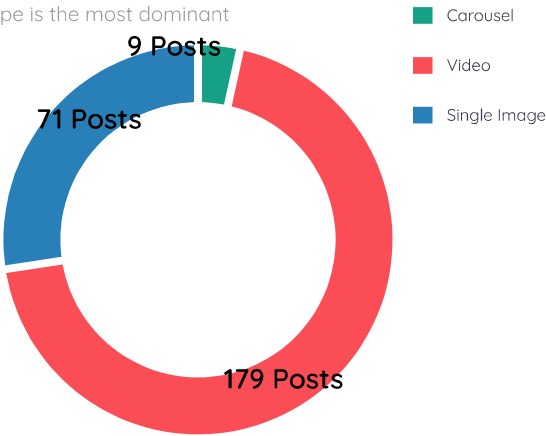
Hashtag	Post Count ↑	Engagement %	Avg. Post Likes	Avg. Post Comments	Recent Posts				
#RoseMetals	30	0.04 %	7.3K	57					
#ABHBrows	56	0.04 %	6.8K	77					
#ABHLips	77	0.04 %	7.6K	72					
#AnastasiaBeverlyHills	250	0.04 %	8.3K	82					

# Post Performance

Statistical analysis around the posting behavior of the handle.

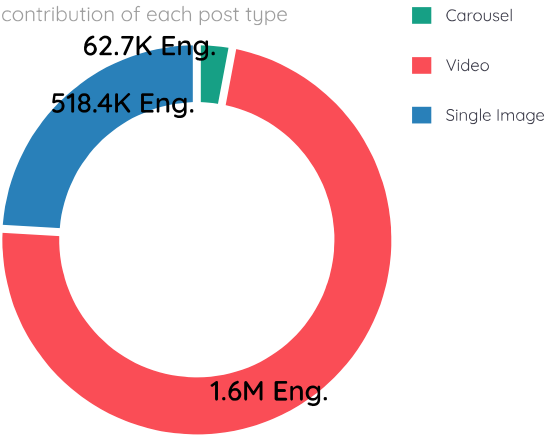
## Post Distribution

Shows which post type is the most dominant



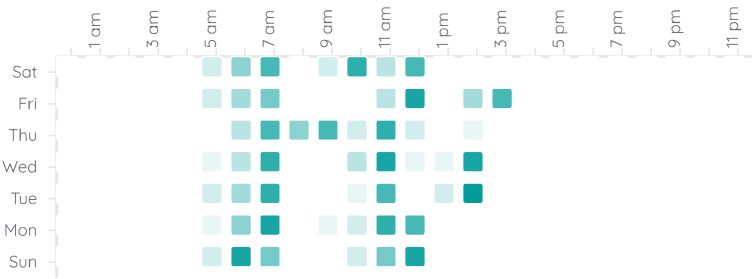
## Engagement Contribution

Shows engagement contribution of each post type



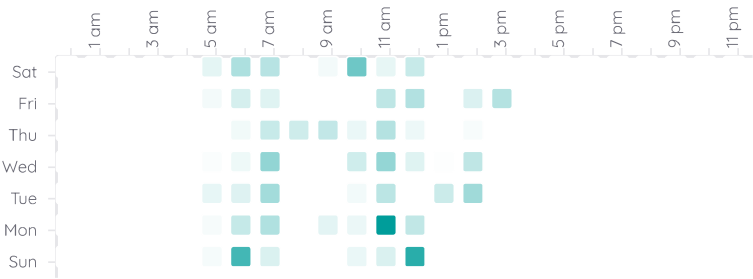
## Post Distribution

Shows the account's weekly posting pattern



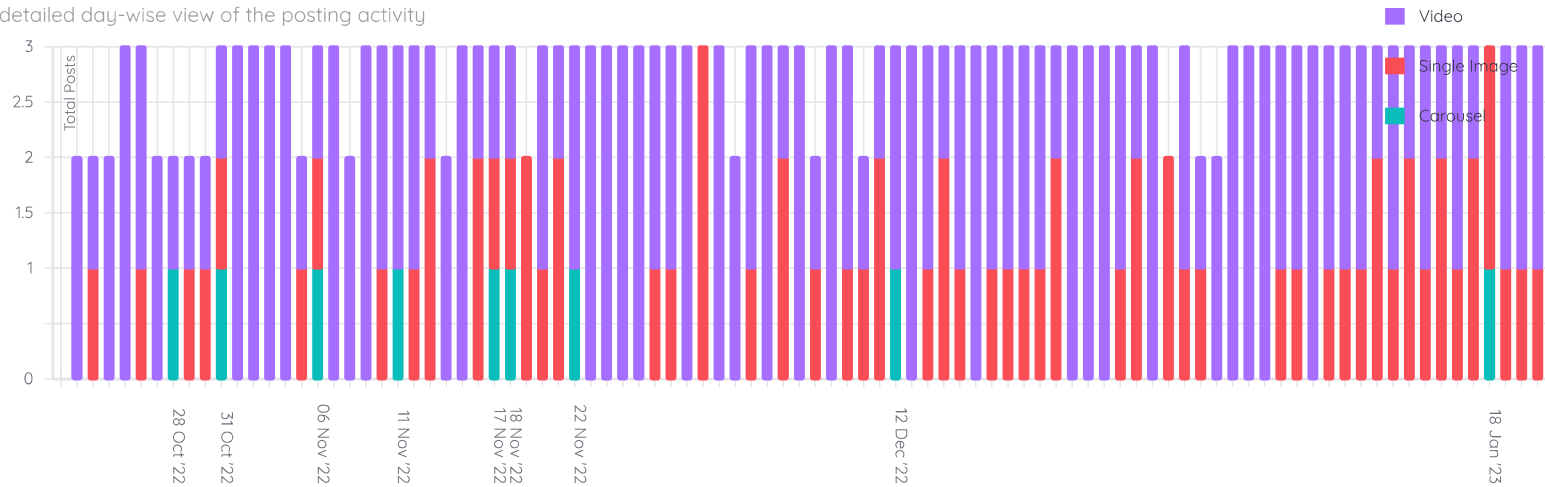
## Engagement Contribution

Shows when the account gets their engagement in a week



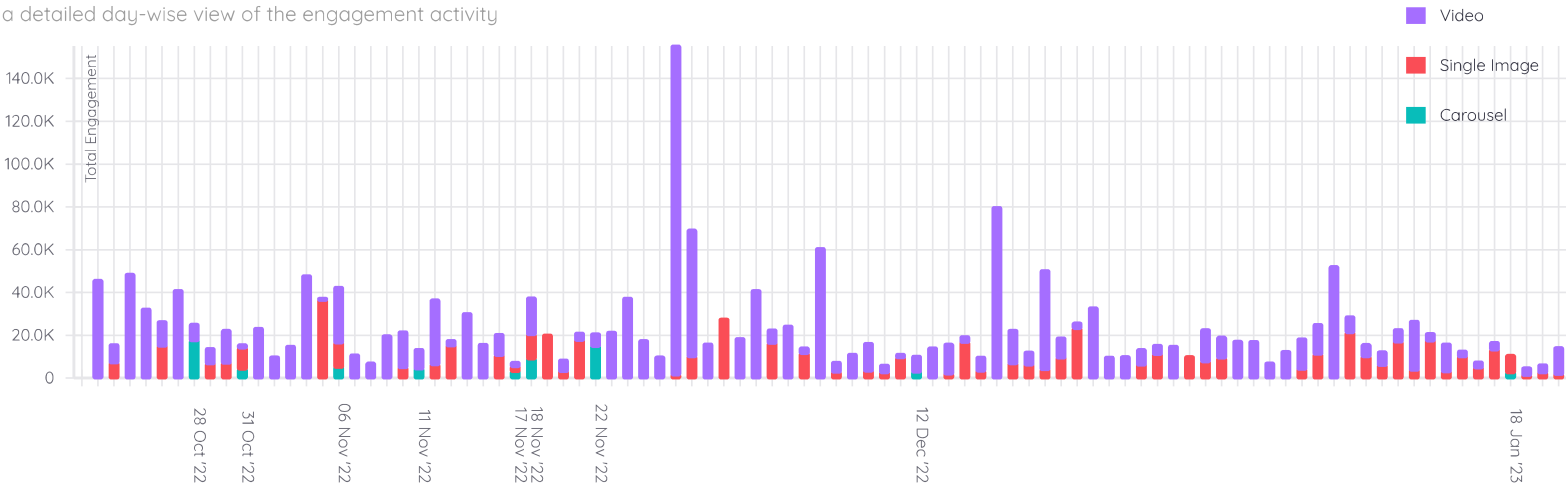
# Online Activity

Shows a detailed day-wise view of the posting activity



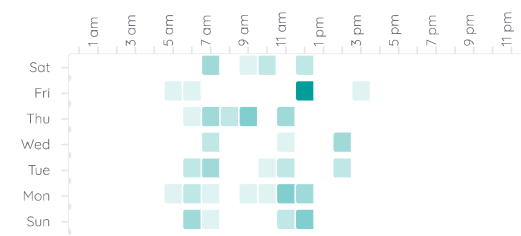
# Engagement Activity

Shows a detailed day-wise view of the engagement activity

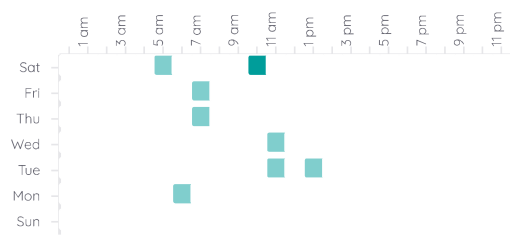


## Post Distribution (By post type)

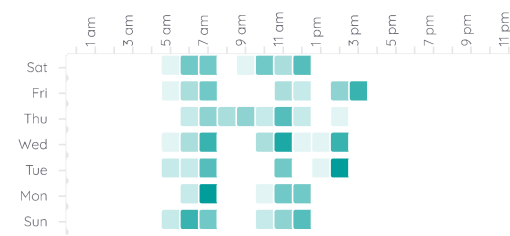
Shows the account's weekly posting pattern for each post type



Single Posts



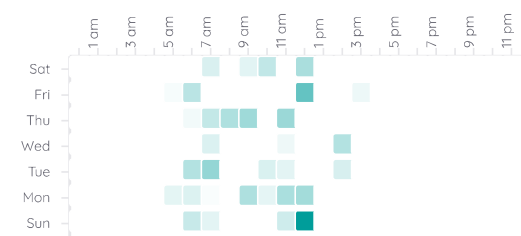
Carousel



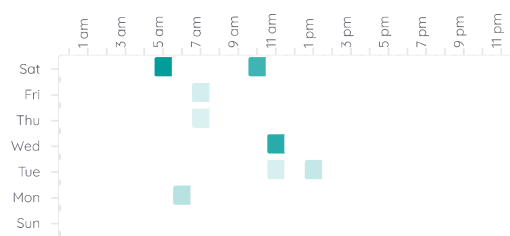
Videos

## Engagement Contribution (By post type)

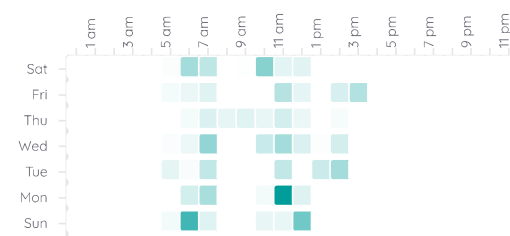
Shows when the account gets their engagement in a week



Single Posts




Carousel



Videos


Best Performing Posts

Shows top 5 best performing posts of the account




150.7K likes  
healingg\_time is healing the N  
[show more](#)  
Nov 28th 22

Engagement 0.79% (+0.62)




73.2K likes  
No, but really, WHO'S gonna st  
[show more](#)  
Dec 18th 22

Engagement 0.38% (+0.21)




43.4K likes  
One thing about our Matte and  
[show more](#)  
Jan 8th 23

Engagement 0.23% (+0.06)



40.8K likes  
How to get a faux-lift effect [show more](#)  
Nov 5th 22

Engagement 0.21% (+0.04)



38.7K likes  
iamcalida (he/she/they) just c  
[show more](#)  
Dec 21st 22

Engagement 0.21% (+0.04)